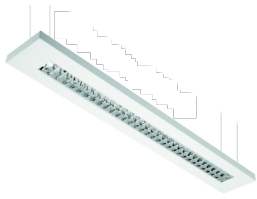
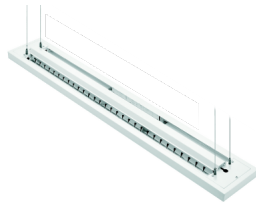


Horizon T5

Horizon (view from below)

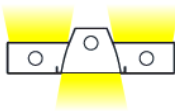


Horizon (view from above)



This suspended up-light and down-light fitting is finished in a white gloss powder coat.

The light distribution is via 2 upward lamps and 1 downward lamp (see below) that is controlled by a polished aluminium VDT louvre. The fitting comes complete with a **1.25m 4 wire suspension kit**.



We now also produce this range for single or twin lamps with a solid back (no upward light) for suspension. Alternatively we also produce a single or twin row of slots to give limited uplight - please see photos below.

Emergency - Three hour maintained integral emergency conversion available for some sizes - please enquire before ordering. Details [here](#).

Please refer all 80w enquiries.

Please see the images below for your choice of slotted versions.

This range is also available in a **slotted variant**.



Ordering details and dimensions (mm)

<u>Catalogue number</u>	<u>Lamps</u>	<u>A</u>	<u>B</u>	<u>C</u>	<u>F/C</u>
HRZ312/328/+ T5	3 x 28w T5	198	1370	63	86 x 1192
HRZ312/354/+ T5	3 x 54w T5	198	1370	63	86 x 1192
HRZ315/335/+ T5	3 x 35w T5	198	1670	63	86 x 1492
HRZ315/349/+ T5	3 x 49w T5	198	1670	63	86 x 1492
Direct light					
<u>Catalogue number</u>	<u>Lamps</u>	<u>A</u>	<u>B</u>	<u>C</u>	<u>F/C</u>
HRZ/312/128/Direct/+ T5	1 X 28w T5	198	1208	58	106 x 1144
HRZ/312/154/Direct/+ T5	1 X 54w T5	198	1208	58	106 x 1144
HRZ/315/135/Direct/+ T5	1 X 35w T5	198	1508	58	106 x 1444
HRZ/315/149/Direct/+ T5	1 X 49w T5	198	1508	58	106 x 1444
HRZ/312/228/Direct/+ T5	2 X 28w T5	278	1208	58	186 x 1144
HRZ/312/254/Direct/+ T5	2 X 54w T5	278	1208	58	186 x 1144
HRZ/315/235/Direct/+ T5	2 X 35w T5	278	1508	58	186 x 1444
HRZ/315/249/Direct/+ T5	2 X 49w T5	278	1508	58	186 x 1444

± = Control Gear options (Mouse over for legend)

HF HF DIG DIM HF 1-10v DIM DSI and DALI dimming

Available for some ranges

E

